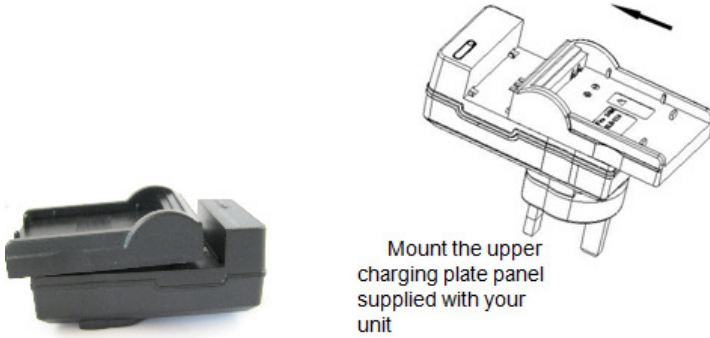
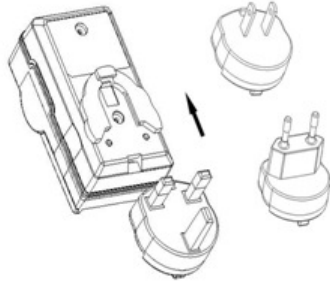




Ex-Pro Digital Camera / Digital Camcorder External Plate Charger



Mount rechargeable battery and align the metallic contacts of the battery to the insertion direction and slot against the contacts. Most batteries will only use +/- (Positive and Negative) terminals to charge. Complete this prior to connecting to mains power. To remove the plate push the opposite way to the arrow above down over on the plate this will unclip the plate. Never plug the item into mains without the plate in place or attach plate when already plugged into mains.

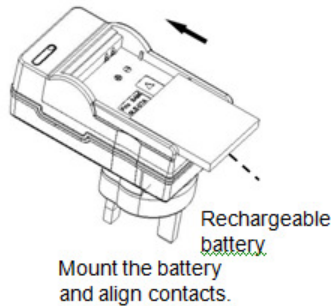


Mount the Mains Plug connector for your countries mains plug supply.



Connect the power mains plug to the charger appropriate for your country and connect to mains. If CHARGE indicator turns RED LIGHT, charging has begun. If the CHARGE LIGHT indicator turns GREEN, charging has completed (normal charge). Usually depending on the mAh (battery capacity) the charge time will be around 2 hours.

Ex-Pro units have an automatic cut off circuit for complete charge cycle to prevent over charge.



Connect your battery by sliding the battery towards the contacts plates differ depending on the type of battery been charged, line up the contacts and insert towards the contacts first, the battery will be held in place by the guides on the plate to ensure charge is applied.

Fully charging your battery will ensure your unit lasts longer, therefore one hour extension charge is recommended for full charge. If full charge is not completed; battery can be removed from the charger at any time if necessary.

To prolong the life of your battery we recommend you always should try to ensure a full charge is given.

Precautions when Charging

Use only rechargeable battery pack with corresponding charger model.

Battery pack should be properly installed before connection to mains.

Charging shall be conducted on vibration-free surface of power supply.

Never leave a charger unattended.

Charging temperature

Charging temperature is 0°C-40 °C, but for better efficiency, it is suggested to charge at 10 °C-30 °C

Conforms to CE Standards and meets ROHS requirements in the United Kingdom.

Warning

Don't expose the product to rain or humidity to prevent from electric shock, indoor use only. Don't open the enclosure to prevent from electric shock.

Keep the product away from the reach of children, this unit is not a **toy**.

For product support or questions relating to this unit please contact your reseller or www.exprodirect.com

'Battery pack should be mounted correctly on charger, ensure contacts are aligned.

'The Power consumption by charger will be minimal if connected with power socket without charging however the charger should always be unplugged from the power socket if it is not in use.

'Ensure nothing metallic touches the metallic parts of the charger when plugged into mains, otherwise damage may occur or short circuit.

'Always keep the metallic contacts clean;

'Don't disassemble or modify the product;

'Charge any other items which were not recommended or advised'

'Avoid of any mechanical impact or dropping this product;

'It is normal that product gets slightly hot during operation;

Do not :-

--use product at any extreme high or low temperature.

--use in extremely humidity.

--use in place with vibration.

If any failure occurs, removes the unit first and then contact with the nearest product dealer or call/Email to after-service centre for advice.

